

If you have any questions, please contact me at [jamie@teachmommyteach.com](mailto:jamie@teachmommyteach.com)

Thank you for downloading!

You May:

- use these resources in your own home or classroom for non-commercial use.
- print as many copies as you would like.
- share the website link, <https://teachmommyteach.com/>, where this printable can be found, so that others can download the file.

You May NOT:

- sell, give away, or share a printed copy. Each person should download separately and print.
- print out a copy for multiple teachers, as in an entire school, co-op, or other group. Each teacher should download separately and print.
- link directly to the pdf. Instead, link to the page on <https://teachmommyteach.com/> or <https://teacherspayteacher.com/> where you found the download.
- claim this or any part of this printable as your own.
- alter this printable and claim it as your own.
- host any of the files on your personal or other websites that can be shared with others.
- Upload this resource to any file sharing sites

Credits!! Thank you Speaking of Images and Open Clipart!



<https://www.teacherspayteachers.com/Store/Speaking-Of-Images>



<https://openclipart.org/>

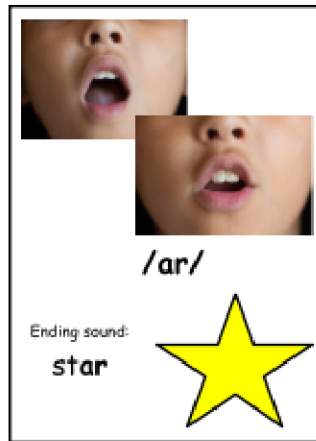
# Set 3 Book 4: The Red Car

## Pre-Reading Worksheets

Your child will review the ar and or sounds and spellings. Your child will continue to learn about the past tense -ed ending.

Name: \_\_\_\_\_

**AR** often represents the **ar** sound. Practice saying the **ar** sound.

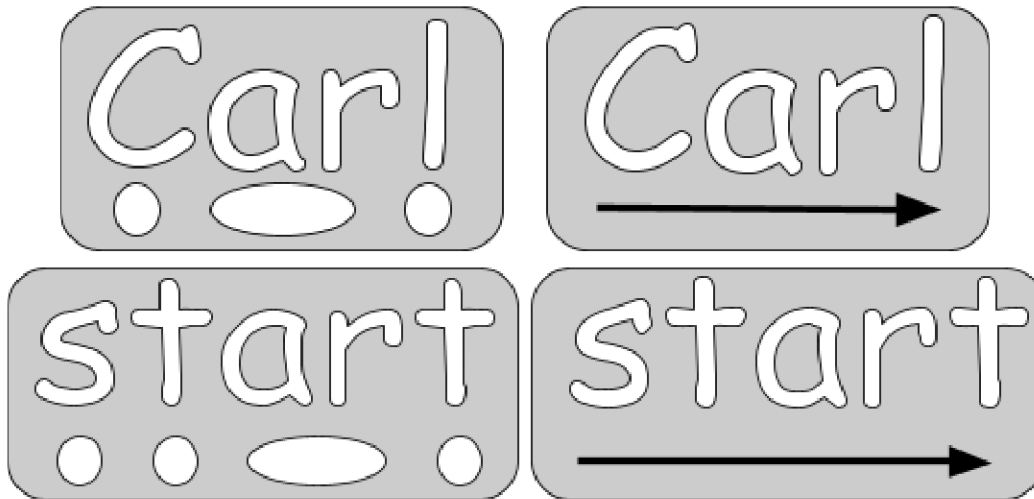


Touch each dot and say the sound the letter(s) represent. Then, touching the arrow, put the sounds together to sound out the word.

car	car
Barb	Barb
star	star
Mark	Mark

Name: \_\_\_\_\_

Touch each dot and say the sound the letter(s) represent. Then, touching the arrow, put the sounds together to sound out the word.




Words that end with **-ed** signal that something has already happened. The **-ed** represents either a **t sound** or a **d sound**. Read the following words. If the word ends with the **-ed** ending, circle the **-ed** ending, and write a **d** or a **t** above the circled **-ed**. If the **-ed** word ends with a voiced sound, the **-ed** will represent the **d sound**. If the **-ed** word ends with a voiceless sound, the **-ed** will represent the **t sound**. If the **-ed** word ends with a **D** or **T**, the **-ed** will represent the **id** sounds.

(Most children will be able to recognize the correct **t**, **d**, or **id sound** when they read a word that is already known in their speaking vocabulary. An adult may have to help children recognize that correct **t**, **d**, or **id sound** if the word is not already known in their speaking vocabulary.)

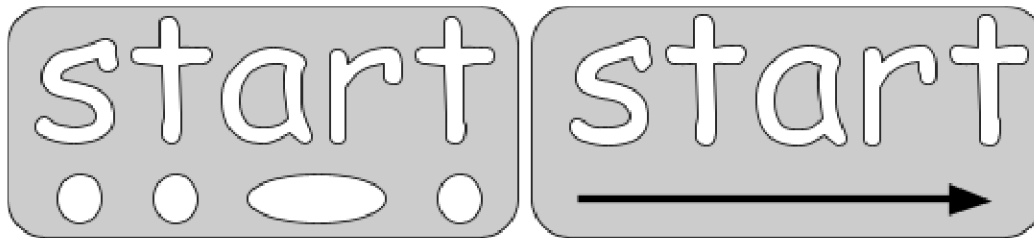
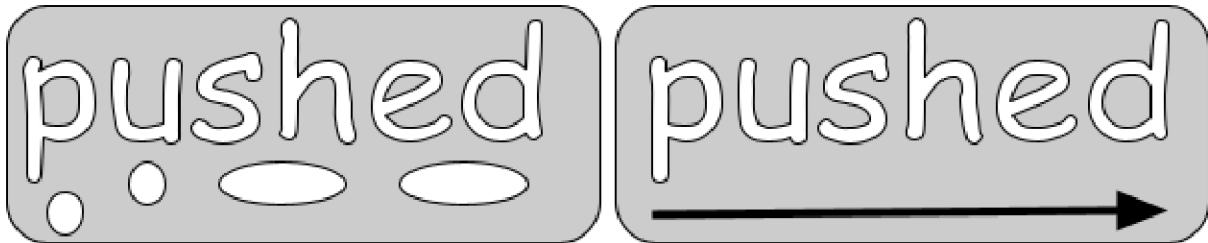
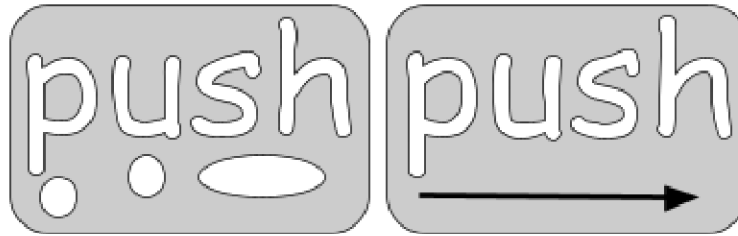
If a word has 1 vowel, 1 consonant, and is 1 syllable, the last letter before the **-ed** will be doubled.

Sound out the following words.

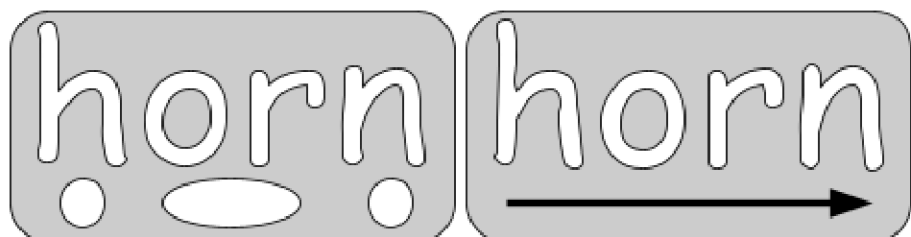



Name: \_\_\_\_\_

Continue practicing reading the **-ed** words.



The word **horn** can be a difficult word to sound out because the **OR** represents the **or** sound. Touch each dot and say the sound the letter(s) represent. Then, touching the arrow, put the sounds together to sound out the word.



Set 3 Book 4:  
The Red Car

Extra Practice  
Post-Reading Worksheets

Name: \_\_\_\_\_

Read the following short story. Then color the picture.

A red car, a green car, and a yellow car start. The cars go! Look at the fast cars! "Honk! Honk!" The horns honk! The red car wins!

